

KriegerSCIF Sound Group 3 Hollow Metal Door



Model: SCIF-HM-SG3

Sound Group 3
SCIF Standard

STC 45
Acoustical Rating

ADA
COMPLIANT

FIRE RATED
UP TO 3 HOURS

1 3/4" THICK
DOOR PANEL

KriegerSCIF doors are engineered to comply with ICD 705 for sensitive compartmented information facilities (SCIFs). This innovative SCIF door assembly meets Sound Group 3 requirements and features an STC 45 acoustical rating.

Configurations
Available in single, uneven paired, and double door assemblies—two-panel options come with an astragal or removeable mullion.

Door Panel
Typical 1 3/4" thick panel with seamless edge on top and sides, and adjustable door bottom. ADA-compliant for push/pull maximum force.

Frame
Innovative frame design includes slip-in with trim, Z anchor, nailing straps, T anchor, and punch & dimple.

Sound Seal
Unique seal system includes NC3 perimeter seal and NC2 door bottom seal for optimal sound control, even on uneven floors.

Cam Lift Hinges
SCIF assemblies come with three Cam Lift Hinges for enhanced radial strength and longer lasting performance.

Custom Finishes

 Prime Painted	 Stainless Steel
 Historic Designs	 Moldings & More

Wood Veneer Available
See separate cut sheet for details.

Threshold
Krieger's 1/4" aluminum threshold meets ADA requirements and guarantees the acoustical rating.

HM-00013 Feb 2026

Customize Your Assembly

Contact your Krieger Regional Sales Manager to discuss your project requirements, get a quote, and request full test report data.

Call us at 877.671.7011 or visit KriegerProducts.com to get started.





Tests and Certifications

- Complies with ICD 705 Sound Group 3 requirements for SCIFs; Sound Group 4 is available.
- Successfully tested and rated to STC 45 (NIC 40 in situ); higher ratings up to STC 55 are available.
- Can be configured with a built-in UL 752 bullet rating up to Level 3; higher bullet ratings are available up to Level 10.
- Tested to: ASTM E90, ASTM E336, ASTM E1408, ASTM E413, ASTM A 1008, JUIAF, JAFAN, DCID 6/9, and ICPM 2006-700-7.

Door and Frame Construction

- Choice of frame design includes: slip-in with trim, Z anchor, nailing straps, T anchor, and punch & dimple.
- Unique compression sound seal system includes Krieger's NC3 perimeter seal and NC2 door bottom seal.
- NC2 semi-mortised door bottom adjustability ensures optimal performance, even on uneven floors.
- Features 1¾" thick door panel and can meet all specifications for size, finish, and performance; contact us to customize your assembly.
- Door panel meets ADA requirements for push/pull maximum force.
- Comes with an ADA-compliant ¼" aluminum threshold.

Fire Labels and Positive Pressure

- **Up to 3 Hours:** UL 10C, UBC 7-2, UBC 7-4, 250°, 450°, 650° temperature rise up to 10'0" x 9'10" opening size
- **Smoke Labels:** Up to 20 minutes

Door Sizes

- SCIF doors are available in standard and custom sizes, including oversized doors.

Hardware

- SCIF assemblies come with three HC30 Cam Lift Hinges: two support hinges and one electrified hinge.
- Designed to interface with recommended builder's hardware, including latches and locksets, panic devices, security hardware, access controls, and other options.
- Option to come installed with a Sargent & Greenleaf or Lockmasters 2890 locking device.

Finishes

- Krieger's custom finish options include prime painted, stainless steel, specialty finishes, and more—all perfectly matched to complement your project.
- Wood veneer is available. See separate cut sheet for details.

705 SCIF Door and Lock Package

Door & Lock All in One Box

DOOR AND SLIP-IN FRAME

- 100% ICD 705 Certified
- SCIF Sound Groups 3 or 4
- Fully ADA Compliant

CHOICE OF LOCKING DEVICE

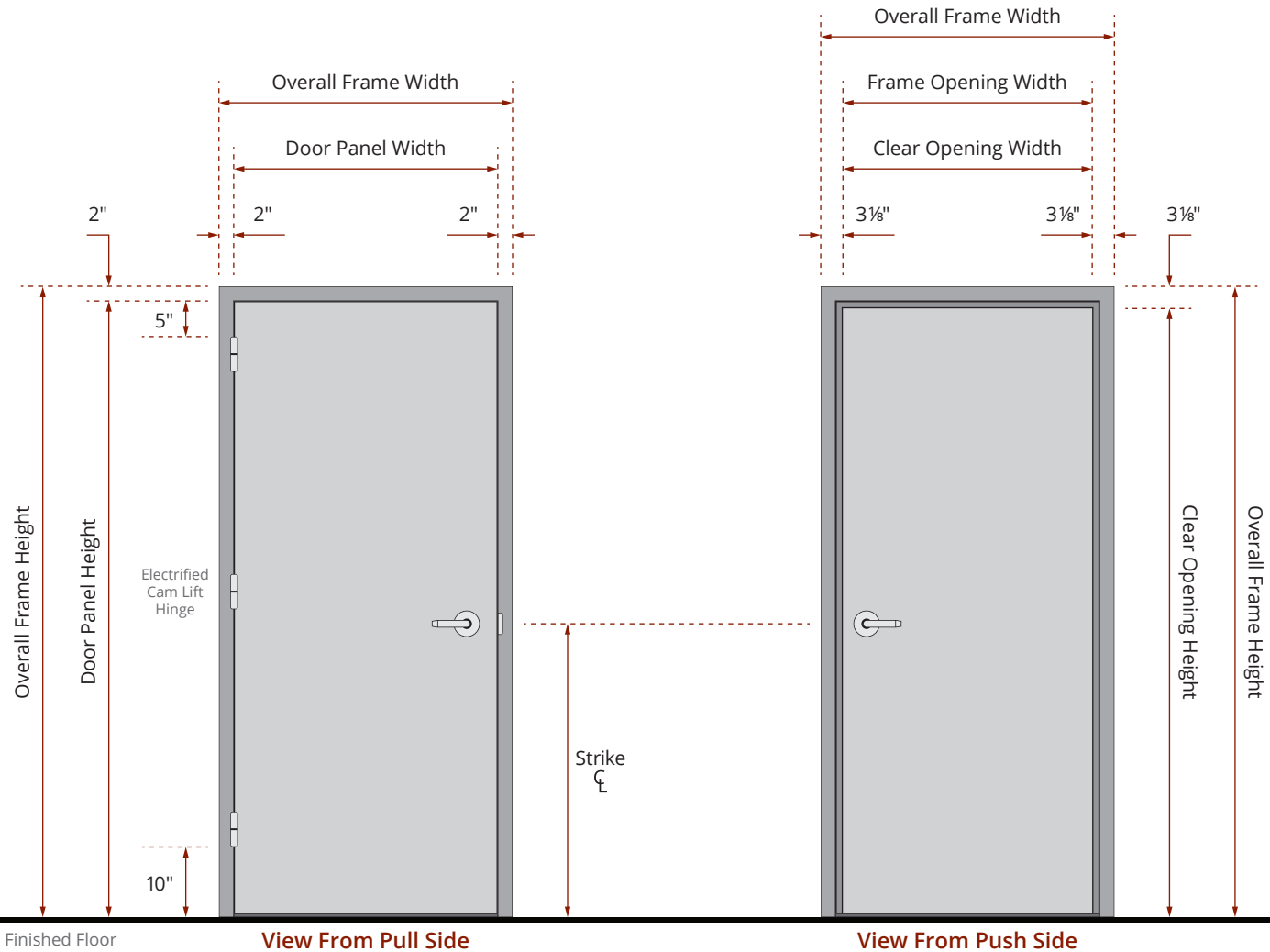
- Sargent & Greenleaf
- Lockmasters





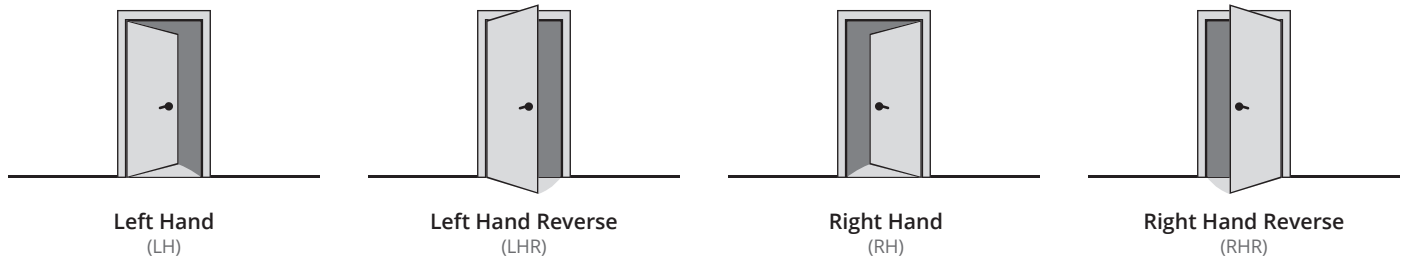
Elevation View

Single Door



Door Handing Options

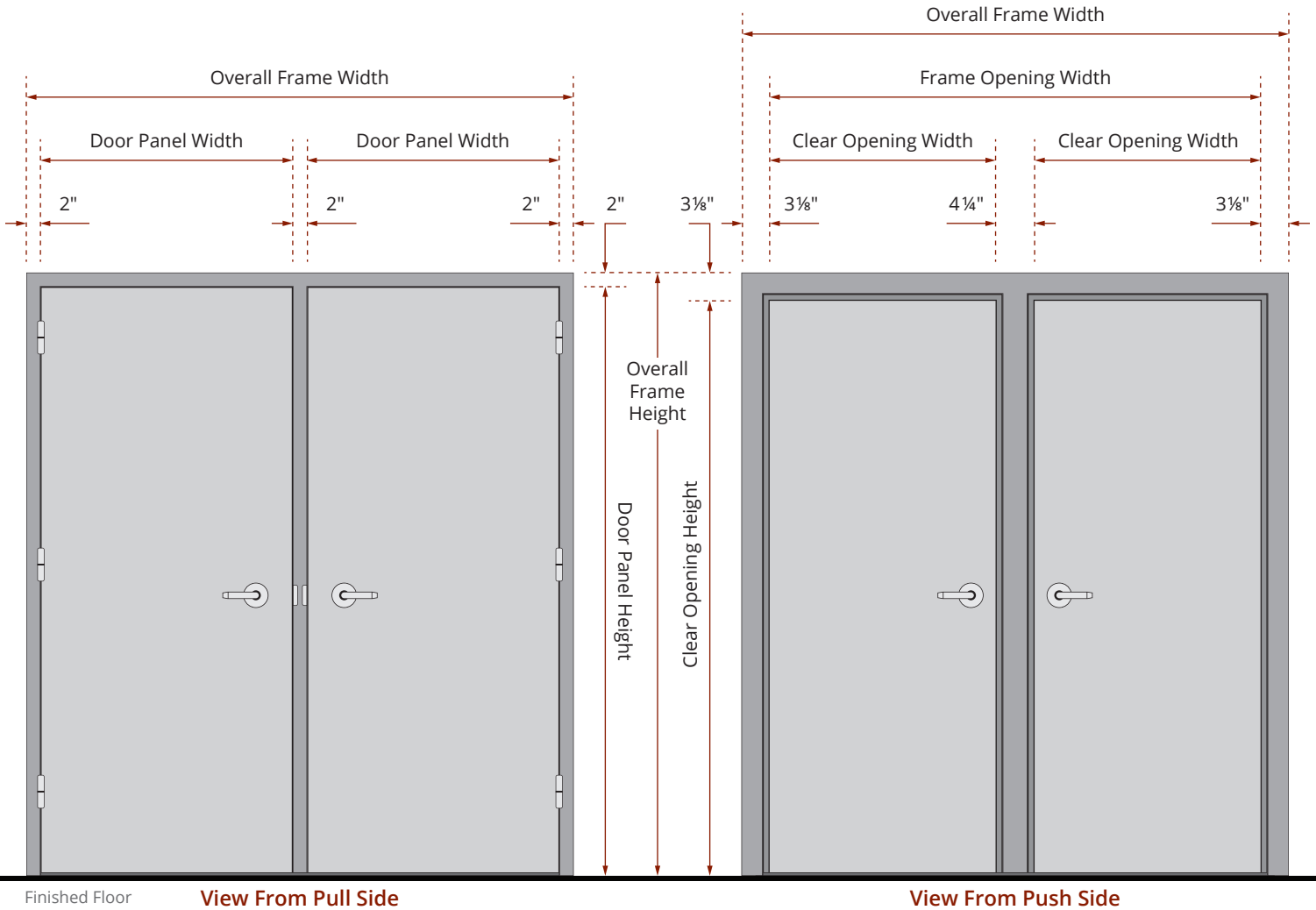
KriegerSCIF doors are available in any door handing configuration your project requires.





Elevation View

Double Door With Mullion



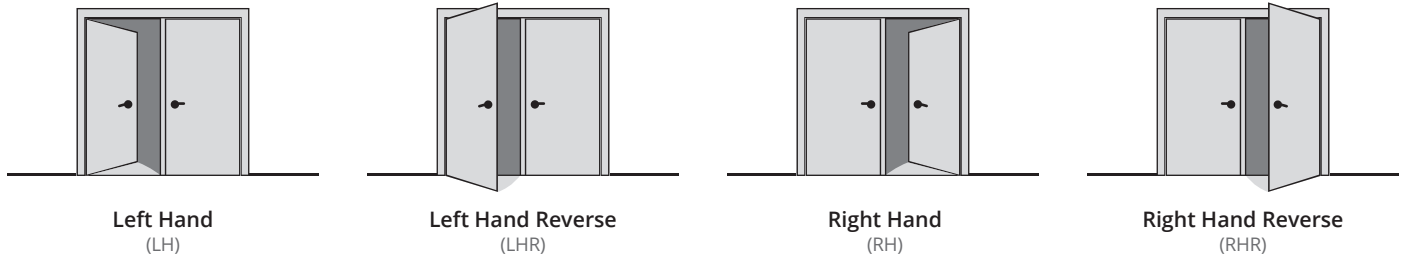
Finished Floor

View From Pull Side

View From Push Side

Door Handing Options

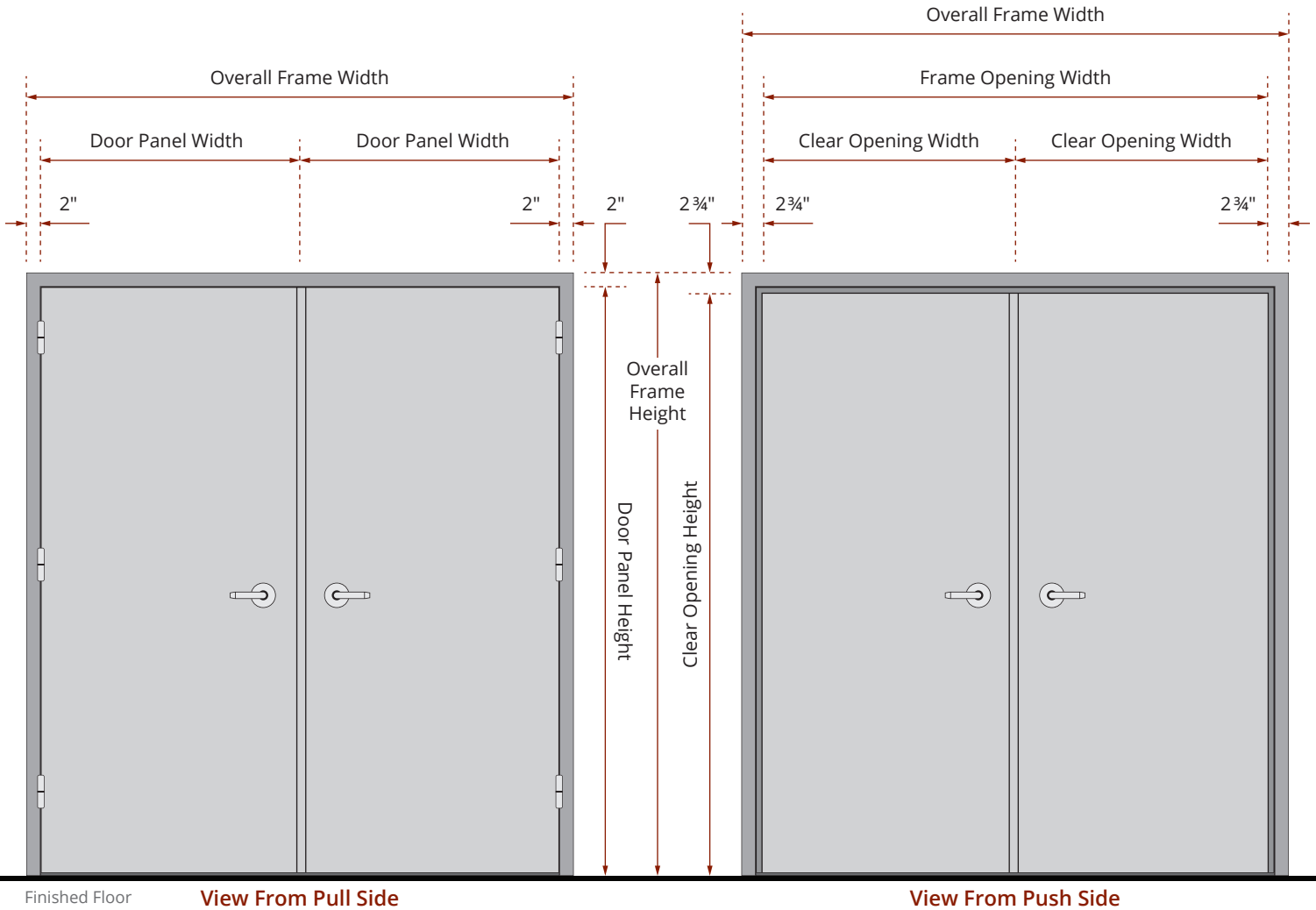
KriegerSCIF doors are available in any door handing configuration your project requires. SCIF double doors come with an astragal per the ICD 705 standard; mullion is available upon request.





Elevation View

Double Door With Astragal



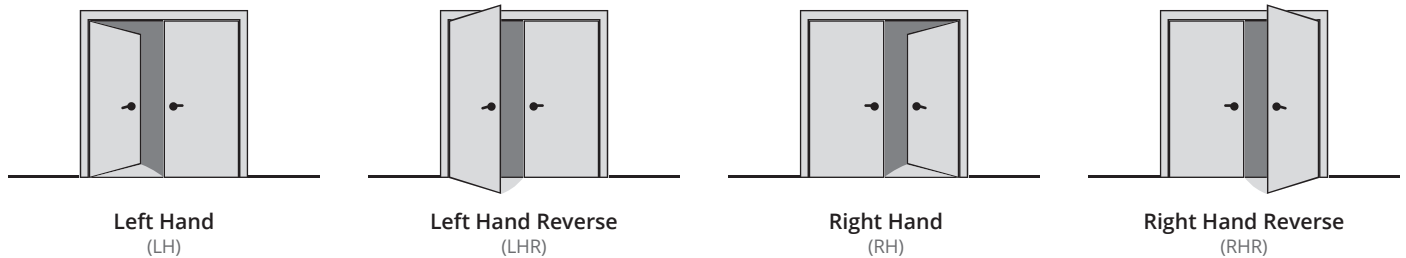
Finished Floor

View From Pull Side

View From Push Side

Door Handing Options

KriegerSCIF doors are available in any door handing configuration your project requires. SCIF double doors come with an astragal per the ICD 705 standard; mullion is available upon request.





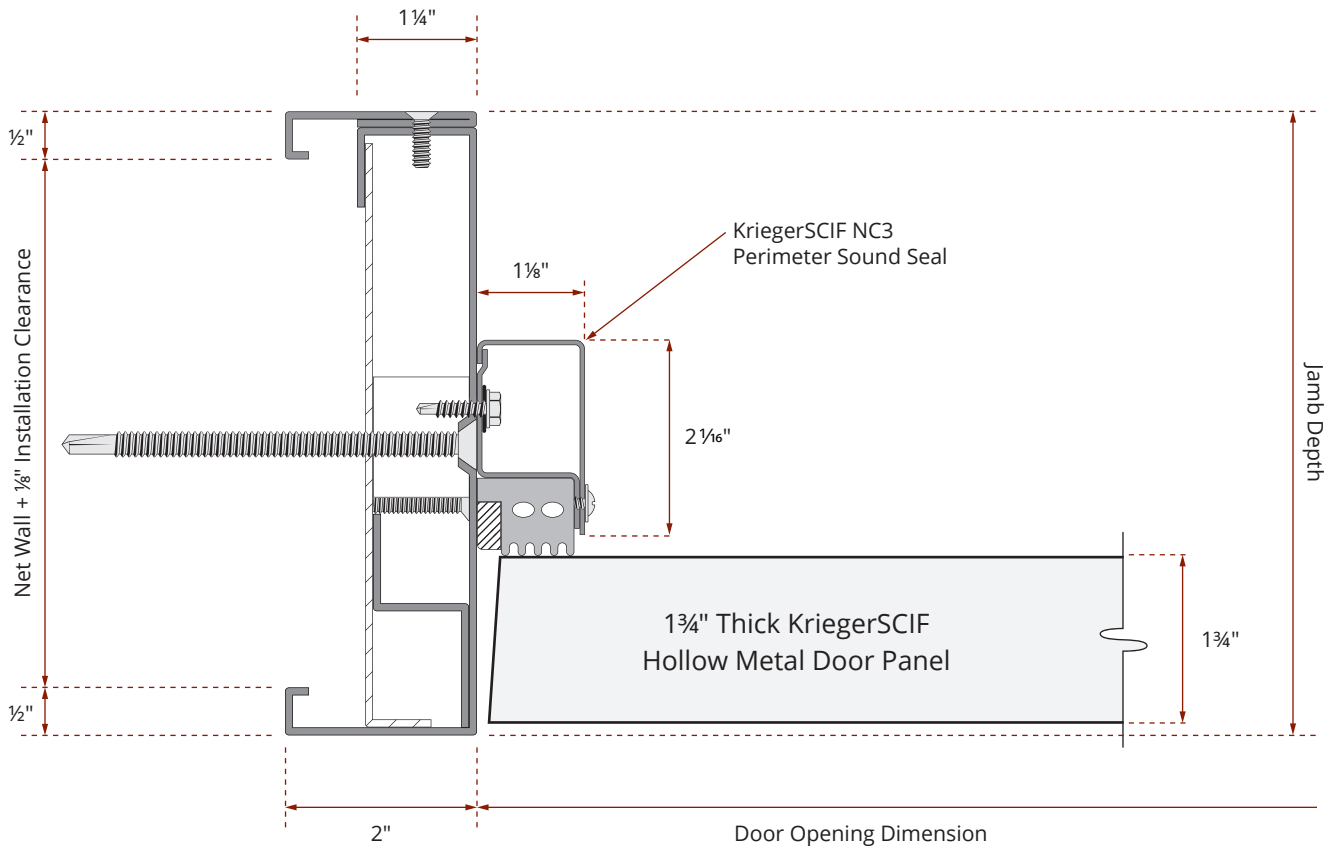
Frame Detail

Slip-In With Trim Frame

Z anchor, nailing straps, T anchor, and punch & dimple frames are also available.

Door Panel

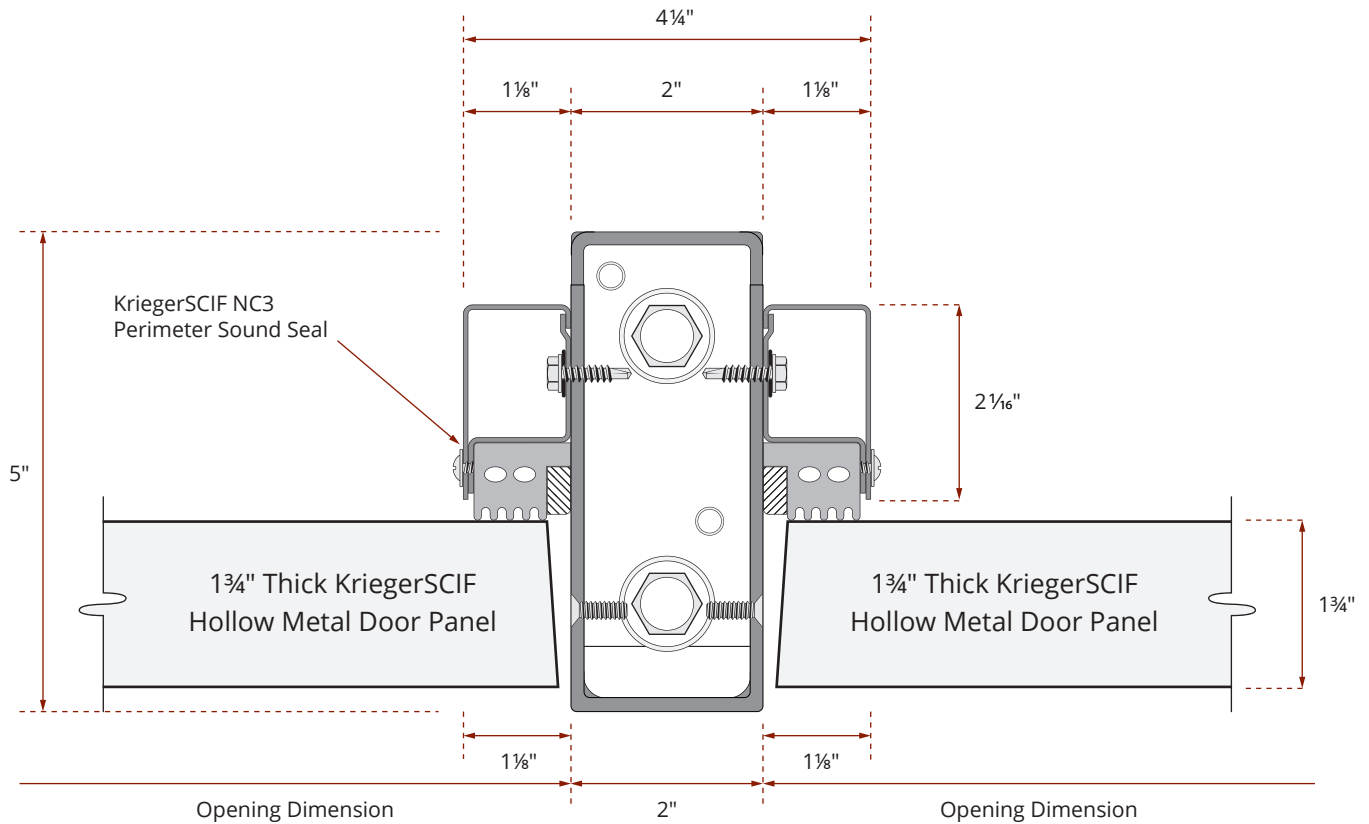
Comes with a typical 1 3/4" thick door panel with a seamless edge on the top and sides, and an adjustable door bottom.





Frame Detail

Mullion Detail





Frame Detail

Astragal Detail

