



Model: SCIF-705-SG4-VON

Sound Group 4
SCIF Standard

STC 50
Acoustical Rating

ADA
COMPLIANT

FIRE RATED
UP TO 3 HOURS

1¾" THICK
DOOR PANEL

SHIPS IN 15-20
BUSINESS DAYS

The KriegerSCIF 705 Door and Lock Package meets ICD 705 Sound Group 4 (SG4) requirements for sensitive compartmented information facilities (SCIFs). It features an STC 50 acoustical rating and a factory mounted Von Duprin exit-only locking device—all in one box.

SINGLE

Configuration
Comes in a single door configuration. Double door assemblies can be manufactured, but require a longer production time.

Sound Seal
Unique seal system includes NC3 perimeter seal and NC2 door bottom seal for optimal sound control, even on uneven floors.

Locking Device (Push Side Only)
The Von Duprin exit-only GSA-approved locking device is pre-mounted at the factory, saving installation time at the job site.

Threshold
Krieger's ¼" aluminum threshold meets ADA requirements and guarantees the acoustical rating.

Cam Lift Hinges
705 SCIF assembly comes with three Cam Lift Hinges—two standard and one electrified—for enhanced radial strength and longer lasting performance.

Door Panel
Typical 1¾" thick panel with seamless edge on top and sides, and adjustable door bottom. ADA-compliant for push/pull maximum force. Comes with a prime painted finish.

Slip-In Frame
Innovative slip-in frame comes in two options to work with wall constructions of varying type and size.

HM-00013 Mar 2026

Customize Your Package

Contact your Krieger Regional Sales Manager to discuss customizing your 705 Door and Lock Package to meet specific size, configuration, and performance needs. Any customization will result in a longer production time.

Call us at 877.671.7011 or visit KriegerProducts.com to get started.





Tests and Certifications

- Complies with ICD 705 Sound Group 4 requirements for SCIFs.
- Successfully tested and rated to STC 50 (NIC 45 in situ); higher ratings up to STC 55 are available.
- Tested to: ASTM E90, ASTM E336, ASTM E1408, ASTM E413, ASTM A 1008, JUIAF, JAFAN, DCID 6/9, and ICPM 2006-700-7.
- Option to add radio frequency 40 dB shielding to meet TEMPEST standards.

Door and Frame Construction

- Slip-in frame design comes in two options to work with any type of wall construction.
- Unique compression sound seal system includes Krieger’s NC3 perimeter seal and NC2 door bottom seal.
- NC2 semi-mortised door bottom adjustability ensures optimal performance, even on uneven floors.
- Features 1¾" thick door panel and can meet all specifications for size, finish, and performance.
- Door panel meets ADA requirements for push/pull maximum force.
- Comes with an ADA-compliant ¼" aluminum threshold.

Fire Labels and Positive Pressure

- **Up to 3 Hours:** UL 10C, UBC 7-2, UBC 7-4, 250°, 450°, 650° temperature rise up to 10'0" x 9'10" opening size
- **Smoke Labels:** Up to 20 minutes

Door Sizes

- This 705 package fits 3'0" x 7'0" openings; complies with ADA door opening size standards.

Hardware

- SCIF assemblies come with three HC30 Cam Lift Hinges: two support hinges and one electrified hinge.
- Comes with a factory mounted, heavy-duty Von Duprin panic bar (98-EO-ALK-F) featuring a latch bolt, alarm, and no exterior trim.
- Krieger’s 10-year warranty covers the door and frame. The locking device warranty is covered by the lock manufacturer.

Other Locking Device Options

- Can be configured with choice of factory mounted 2890C Sargent & Greenleaf or Lockmasters locking device (Type II or Type IV).
- Both locking device options come with a GSA-approved combination digital dial (Kaba X-10).

Finish

- The 705 Door and Lock Package comes prime painted and ready to apply finish paint.

Shipping

- This model ships in 15 to 20 business days.
- Customization is available, but requires a longer lead time; contact us for more information



Everything You Need in One Box

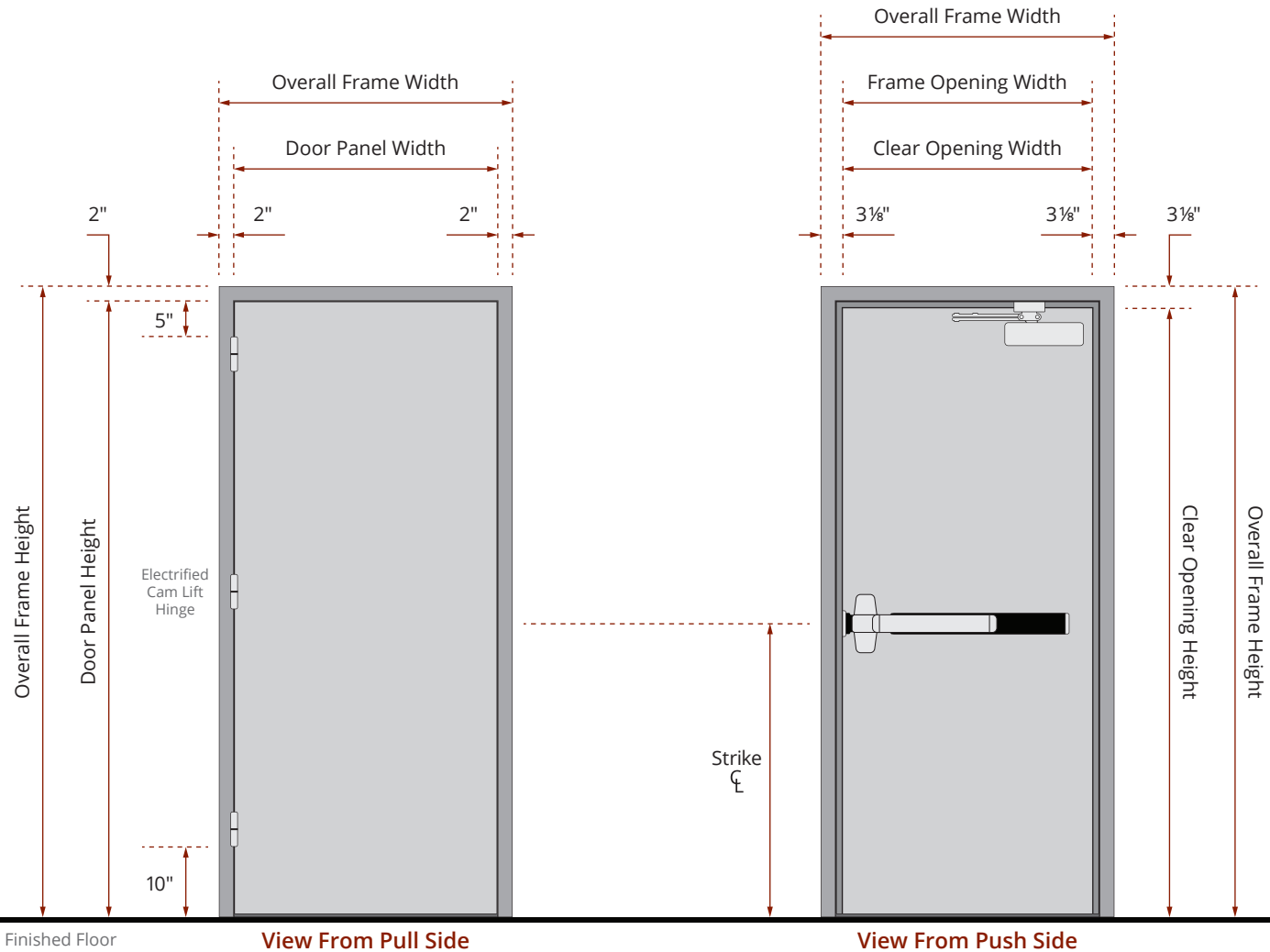
COMPLETE 705 DOOR AND LOCK PACKAGE INCLUDES:

Door Panel Slip-In Frame	Cam Lift Hinges Threshold	Locking Device Closer	Seal System Door Bottom
Installation Bundle			
Installation Instructions	Shop Drawings	Acoustical Caulk	
Thermafiber Sound Insulation	Anchor Bolts and Fasteners	Complete Set of Metal Shims	



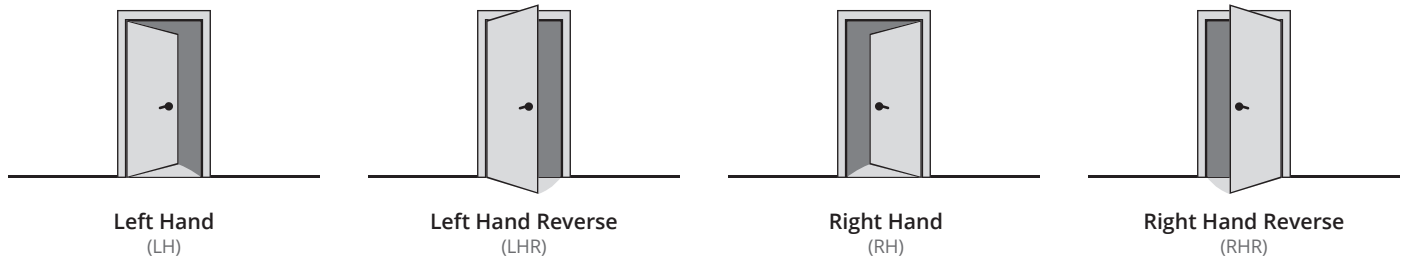
Elevation View – Panic Bar

Single Door



Door Handing Options

KriegerSCIF doors are available in any door handing configuration your project requires.





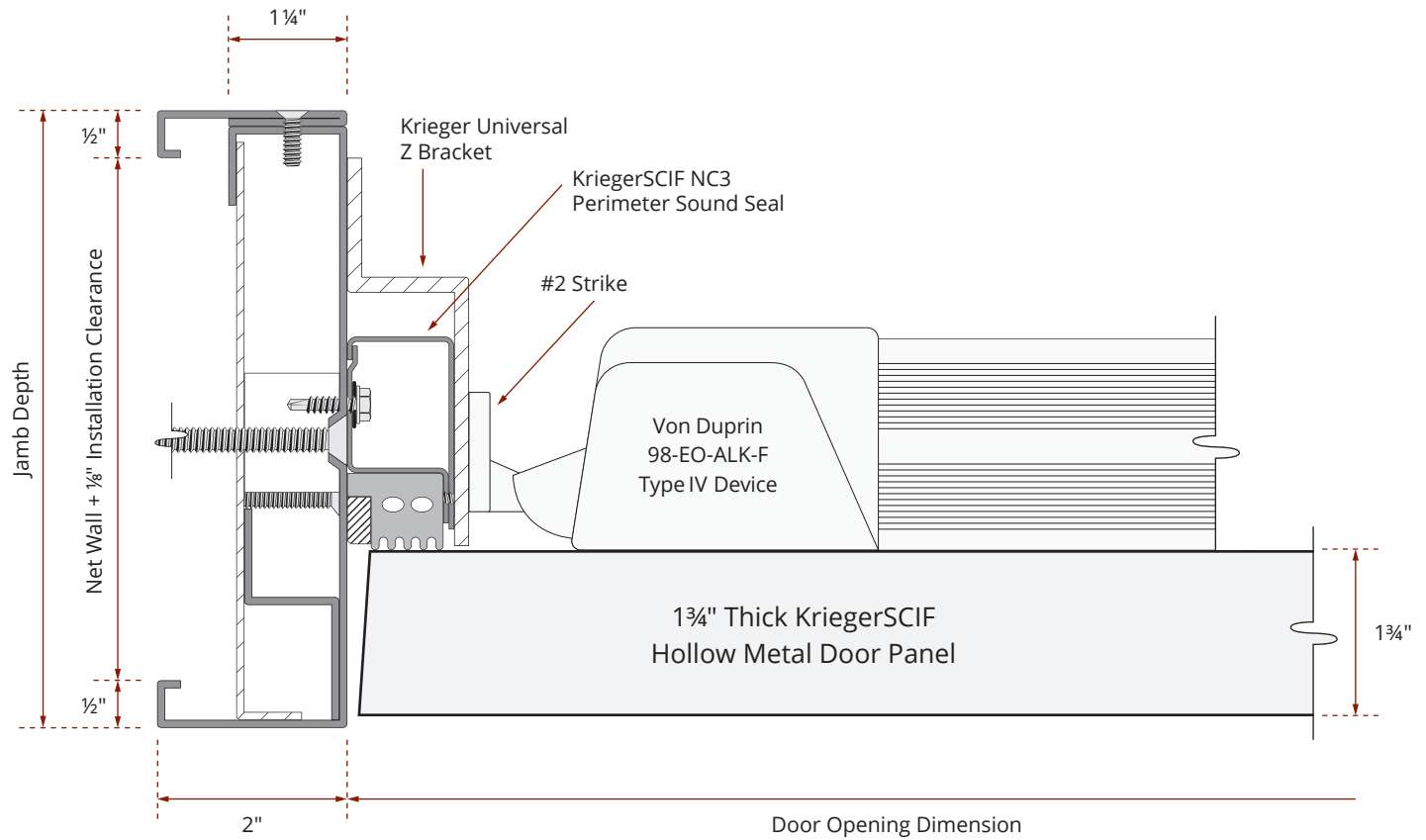
Frame Detail – Panic Bar

Slip-In With Trim Frame

Krieger's slip-in frame comes in two options to work with wall constructions of varying type and size.

Door Panel

Comes with a typical 1 3/4" thick door panel with a seamless edge on the top and sides, and an adjustable door bottom.





Door Bottom

Adjustable Door Bottom Detail

