



Model: SCIF-705-SG3-RF40-S&G



Sound Group 3
SCIF Standard



40 dB Shielding
Radio Frequency



STC 45
Acoustical Rating

ADA
COMPLIANT

FIRE RATED
UP TO 20 MINUTES

1 3/4" THICK
DOOR PANEL

SHIPS IN
6 WEEKS

The KriegerSCIF 705 Door and Lock Package meets ICD 705 Sound Group 3 (SG3) requirements for sensitive compartmented information facilities (SCIFs). It provides 40 dB radio frequency (RF) shielding and comes with a Sargent & Greenleaf (S&G) locking device—all in one box.

SINGLE



Configuration

Comes in a single door configuration. Double door assemblies can be manufactured, but require a longer production time.

Unique Seal System

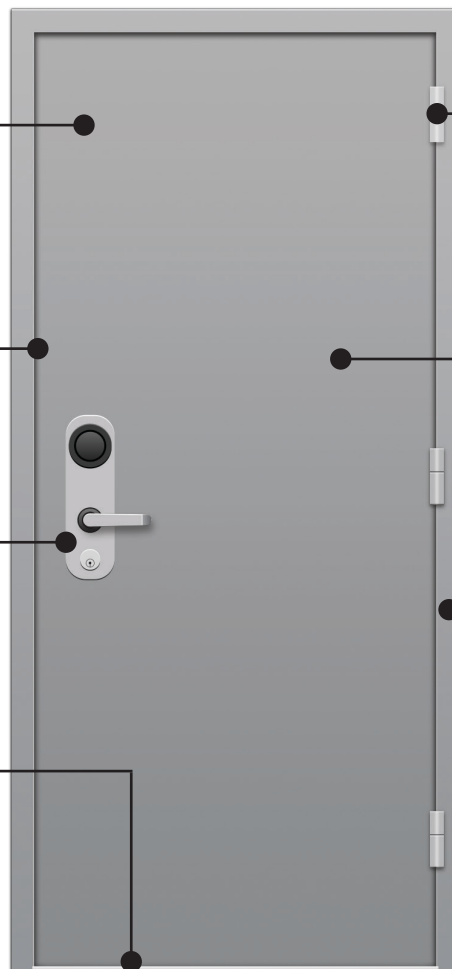
Krieger's RF/STC perimeter seal provides superior durability over finger stock gaskets.

Locking Device

The Sargent & Greenleaf 2890C locking device (lever or panic bar) is pre-mounted at the factory, saving installation time at the job site.

Tapered Threshold

Comes with a stainless steel threshold with 1/4" tapered, caster-friendly edge. Fully ADA-compliant.



Cam Lift Hinges

705 SCIF assembly comes with three Cam Lift Hinges—two standard and one electrified—for enhanced radial strength and longer lasting performance.

Door Panel

Typical 1 3/4" thick panel with seamless edge on top and sides, and adjustable door bottom. ADA-compliant for push/pull maximum force. Comes with a prime painted finish.

Slip-In Frame

Innovative slip-in frame comes in two options to work with wall constructions of varying type and size.

Customize Your Package

Contact your Krieger Regional Sales Manager to discuss customizing your 705 Door and Lock Package to meet specific size, configuration, and performance needs. Any customization will result in a longer production time.

Call us at 877.671.7011 or visit KriegerProducts.com to get started.

HM-00013 Mar 2026





Tests and Certifications

- Complies with ICD 705 Sound Group 3 requirements for SCIFs.
- Successfully tested and rated to STC 45 (NIC 40 in situ); higher ratings up to STC 55 are available.
- Provides 40 dB RF shielding in the magnetic, electric, planewave, and microwave fields in the frequency range of 1 KHz to 8 GHz.
- Certified for use in installations where TEMPEST standards are required.
- **Radio frequency:** IEEE-299-2006 Standard, NSA 65-6, MIL STD-285, and Division 8 Standard.
- **Acoustical:** ASTM E90, ASTM E336, ASTM E1408, ASTM E413, ASTM A 1008, JUIAF, JAFAN, DCID 6/9, and ICPM 2006-700-7.

Door and Frame Construction

- Slip-in frame design comes in two options to work with any type of wall construction.
- Unique seal system includes Krieger's RF/STC RNC1 (fabric over foam) perimeter seal for superior durability over finger stock gaskets, and an adjustable RNC1 (silicone) door bottom for a tight seal even on uneven floors.
- Features 1¾" thick door panel and can meet all specifications for size, finish, and performance.
- Door panel meets ADA requirements for push/pull maximum force.
- Comes with an ADA-compliant stainless steel threshold with ¼" tapered edge.

Fire Labels and Positive Pressure

- **Smoke Labels:** Up to 20 minutes

Door Sizes

- This 705 package fits 3'1" x 7'0" openings; complies with ADA door opening size standards.

Hardware

- SCIF assemblies come with three HC30 Cam Lift Hinges: two support hinges and one electrified hinge.
- Comes with a factory mounted Sargent & Greenleaf (FF-L-2890C) locking device, available in a choice of:
 - **Lever:** Type II ADA-compliant release handle on interior.
 - **Panic Bar:** Type IV single-push panic bar combined with dial lock.
- S&G locking device comes with a GSA-approved combination digital dial (Kaba X-10).
- Krieger's 10-year warranty covers the door and frame. The locking device warranty is covered by the lock manufacturer.

Secondary Exit Door Option


- Can be configured with a Von Duprin heavy-duty panic bar featuring a latch bolt, alarm, and no exterior trim.
- Ask us about 705 Door and Lock Package options with a Von Duprin exit-only GSA-approved panic bar.

Finish

- The 705 Door and Lock Package comes prime painted and ready to apply finish paint.

Shipping

- This model ships in 6 weeks.
- Customization is available, but requires a longer lead time; contact us for more information



Everything You Need in One Box

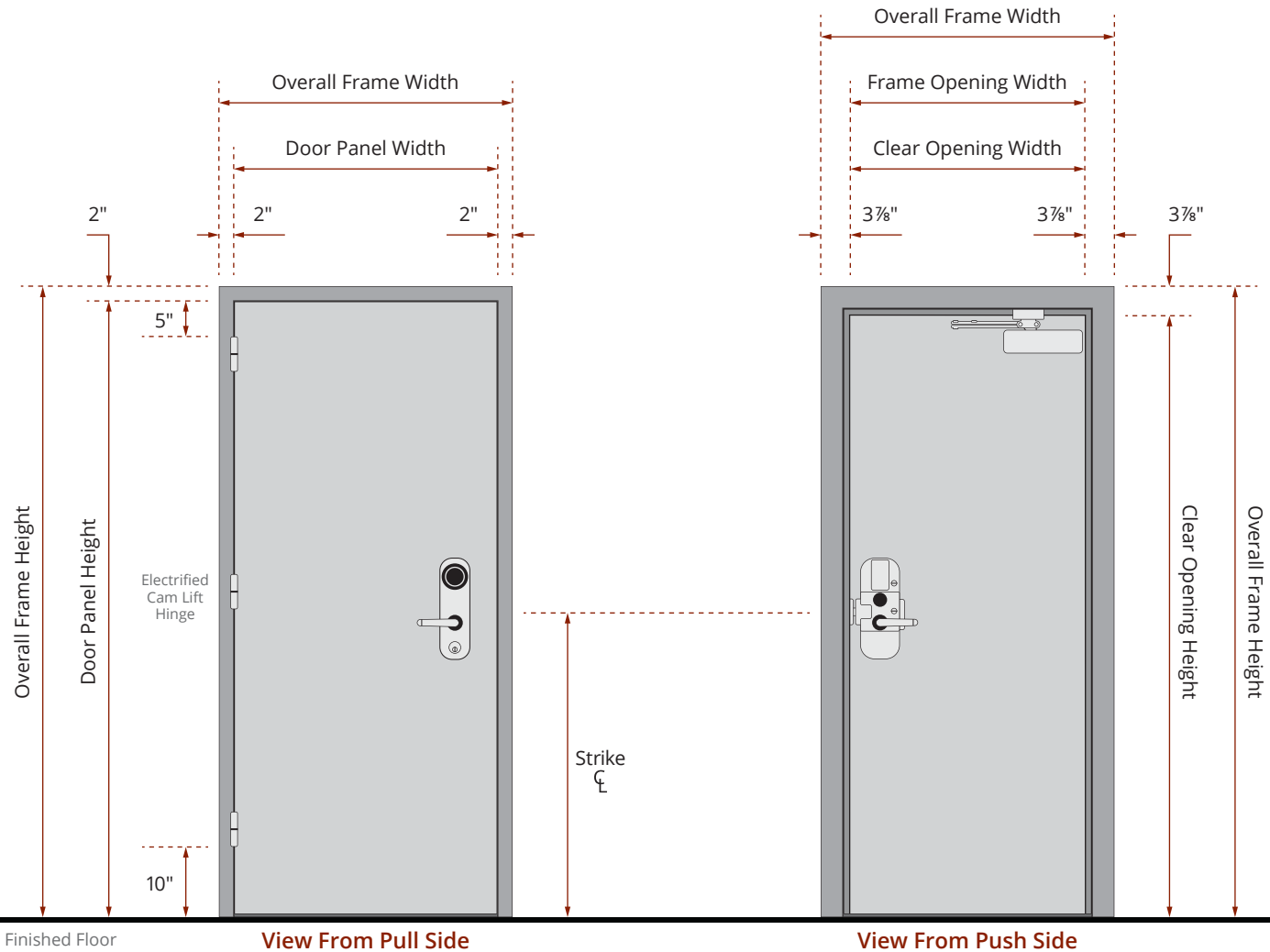
COMPLETE 705 DOOR AND LOCK PACKAGE INCLUDES:

Door Panel Slip-In Frame	Cam Lift Hinges Threshold	Locking Device Closer	Seal System Door Bottom
Installation Bundle			
Installation Instructions	Shop Drawings	EMI Caulk	
Thermafiber Sound Insulation	Anchor Bolts and Fasteners	Complete Set of Metal Shims	



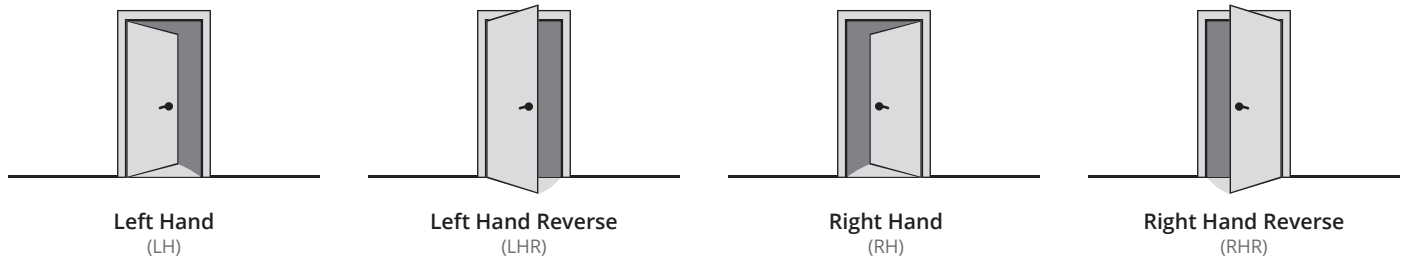
Elevation View – Lever

Single Door



Door Handing Options

KriegerSCIF doors are available in any door handing configuration your project requires.





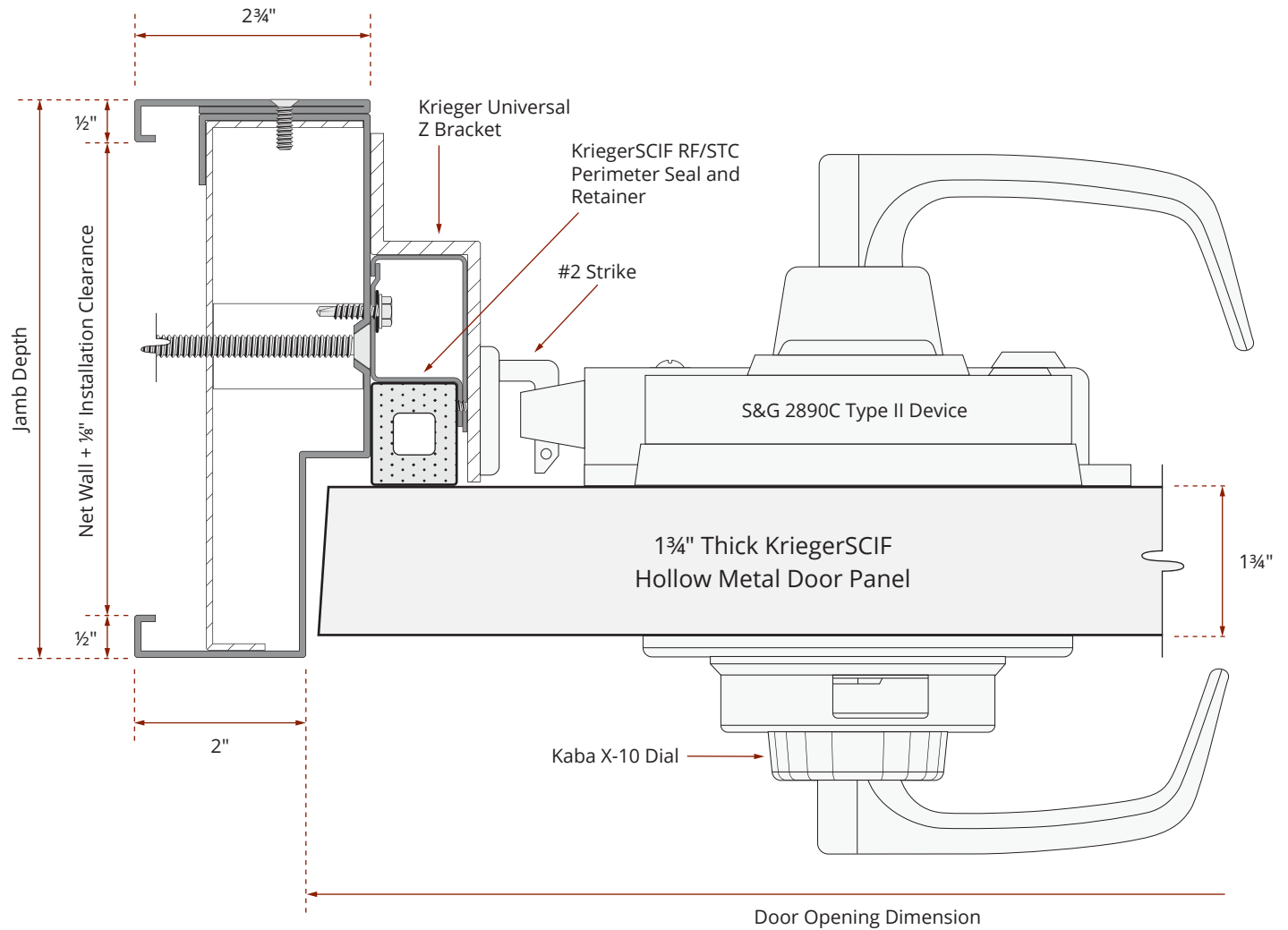
Frame Detail – Lever

Slip-In With Trim Frame

Krieger's slip-in frame comes in two options to work with wall constructions of varying type and size.

Door Panel

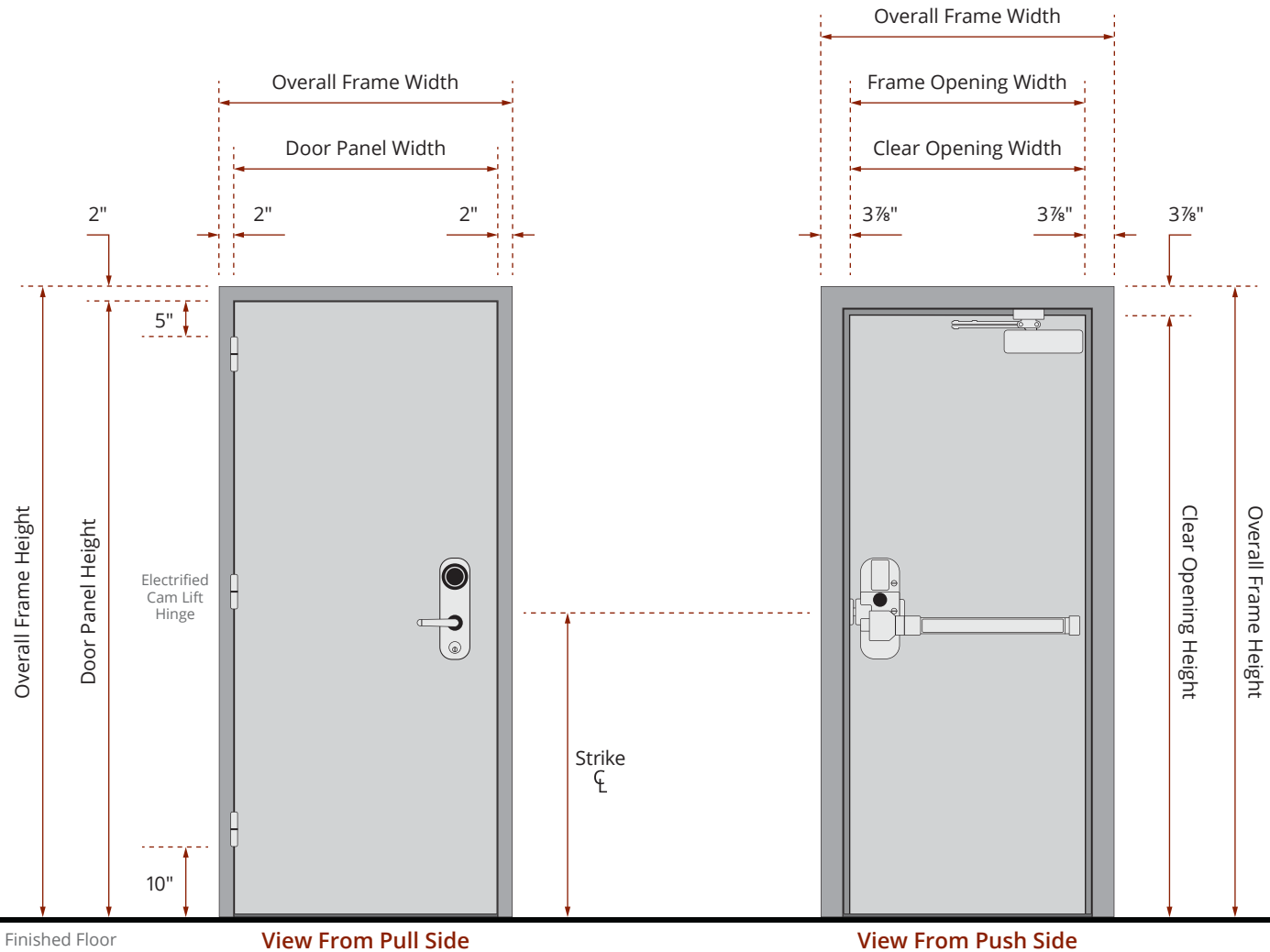
Comes with a typical 1 3/4" thick door panel with a seamless edge on the top and sides, and an adjustable door bottom.





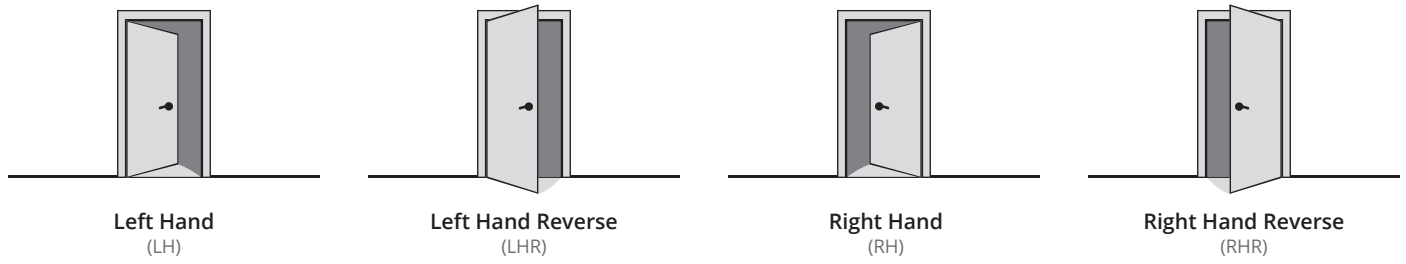
Elevation View – Panic Bar

Single Door



Door Handing Options

KriegerSCIF doors are available in any door handing configuration your project requires.





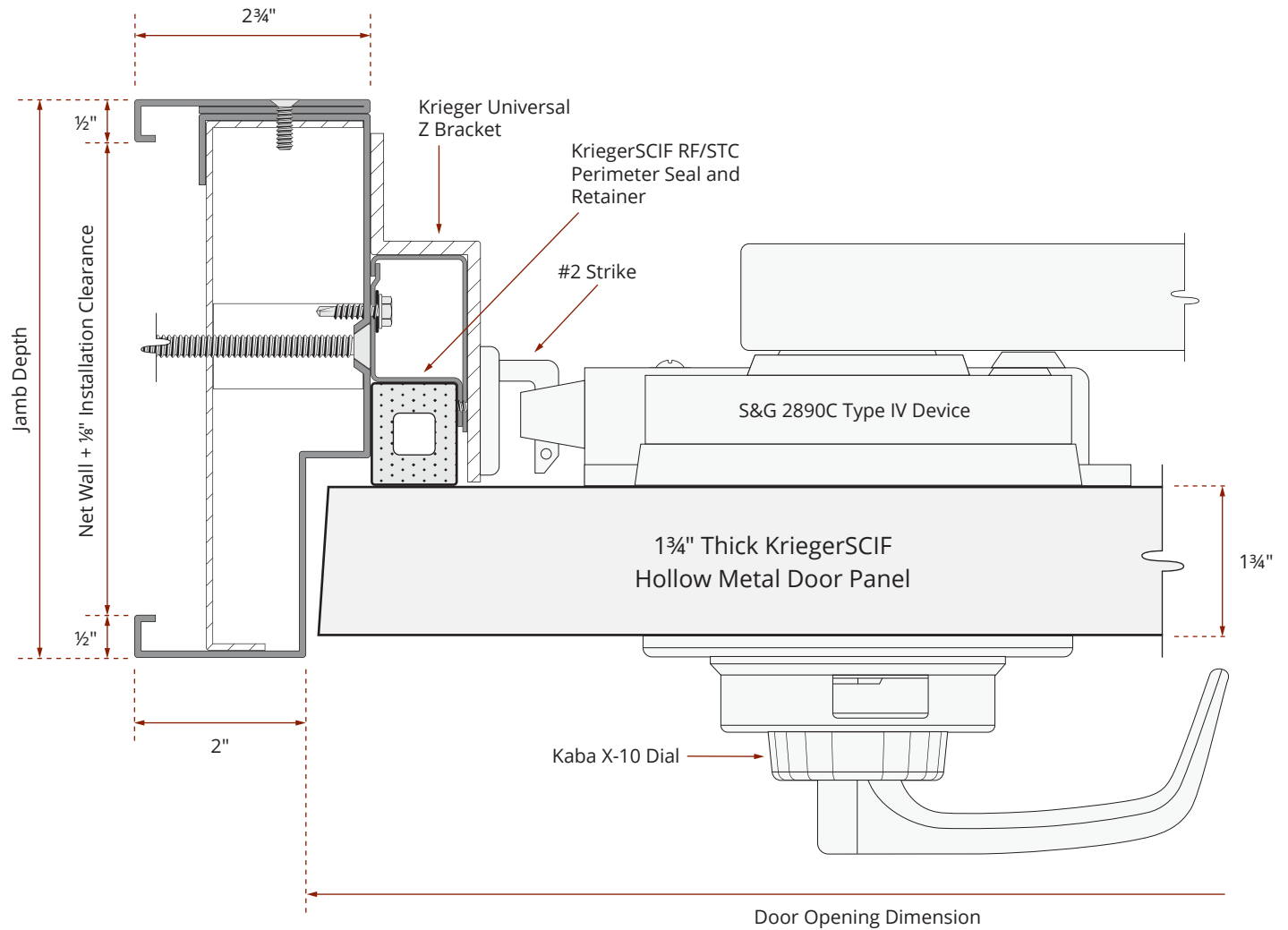
Frame Detail – Panic Bar

Slip-In With Trim Frame

Krieger's slip-in frame comes in two options to work with wall constructions of varying type and size.

Door Panel

Comes with a typical 1 3/4" thick door panel with a seamless edge on the top and sides, and an adjustable door bottom.





Door Bottom

Adjustable Door Bottom Detail

