



Model: SCIF-705-SG3-LKM

Sound Group 3
SCIF Standard

STC 45
Acoustical Rating

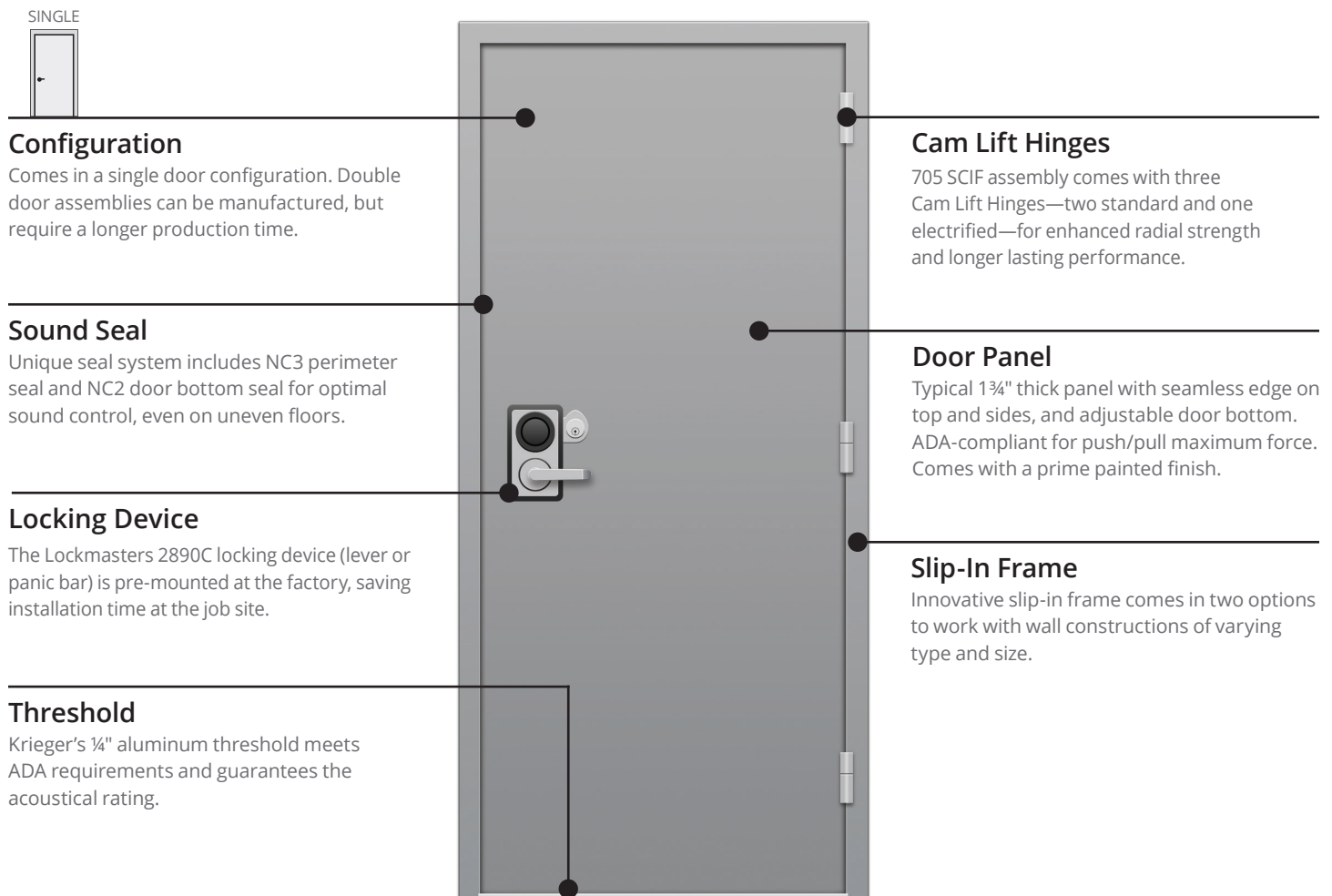
ADA
COMPLIANT

FIRE RATED
UP TO 3 HOURS

1 3/4" THICK
DOOR PANEL

SHIPS IN 15-20
BUSINESS DAYS

The KriegerSCIF 705 Door and Lock Package meets ICD 705 Sound Group 3 (SG3) requirements for sensitive compartmented information facilities (SCIFs). It features an STC 45 acoustical rating and a factory mounted Lockmasters (LKM) locking device—all in one box.



HM-00013 Mar 2026

Customize Your Package

Contact your Krieger Regional Sales Manager to discuss customizing your 705 Door and Lock Package to meet specific size, configuration, and performance needs. Any customization will result in a longer production time.

Call us at 877.671.7011 or visit KriegerProducts.com to get started.





Tests and Certifications

- Complies with ICD 705 Sound Group 3 requirements for SCIFs; Sound Group 4 is available.
- Successfully tested and rated to STC 45 (NIC 40 in situ); higher ratings up to STC 55 are available.
- Tested to: ASTM E90, ASTM E336, ASTM E1408, ASTM E413, ASTM A 1008, JUIAF, JAFAN, DCID 6/9, and ICPM 2006-700-7.
- Option to add radio frequency 40 dB shielding to meet TEMPEST standards.

Door and Frame Construction

- Slip-in frame design comes in two options to work with any type of wall construction.
- Unique compression sound seal system includes Krieger’s NC3 perimeter seal and NC2 door bottom seal.
- NC2 semi-mortised door bottom adjustability ensures optimal performance, even on uneven floors.
- Features 1¾" thick door panel and can meet all specifications for size, finish, and performance.
- Door panel meets ADA requirements for push/pull maximum force.
- Comes with an ADA-compliant ¼" aluminum threshold.

Fire Labels and Positive Pressure

- **Up to 3 Hours:** UL 10C, UBC 7-2, UBC 7-4, 250°, 450°, 650° temperature rise up to 10'0" x 9'10" opening size
- **Smoke Labels:** Up to 20 minutes

Door Sizes

- This 705 package fits 3'0" x 7'0" openings; complies with ADA door opening size standards.

Hardware

- SCIF assemblies come with three HC30 Cam Lift Hinges: two support hinges and one electrified hinge.
- Comes with a factory mounted Lockmasters (FF-L-2890C) locking device, available in a choice of:
 - **Lever:** Type II ADA-compliant release handle on interior.
 - **Panic Bar:** Type IV single-push panic bar combined with dial lock.
- LKM locking device comes with a GSA-approved combination digital dial (Kaba X-10).
- Krieger’s 10-year warranty covers the door and frame. The locking device warranty is covered by the lock manufacturer.

Secondary Exit Door Option


- Can be configured with a Von Duprin heavy-duty panic bar featuring a latch bolt, alarm, and no exterior trim.
- Ask us about 705 Door and Lock Package options with a Von Duprin exit-only GSA-approved panic bar.

Finish

- The 705 Door and Lock Package comes prime painted and ready to apply finish paint.

Shipping

- This model ships in 15 to 20 business days.
- Customization is available, but requires a longer lead time; contact us for more information



Everything You Need in One Box

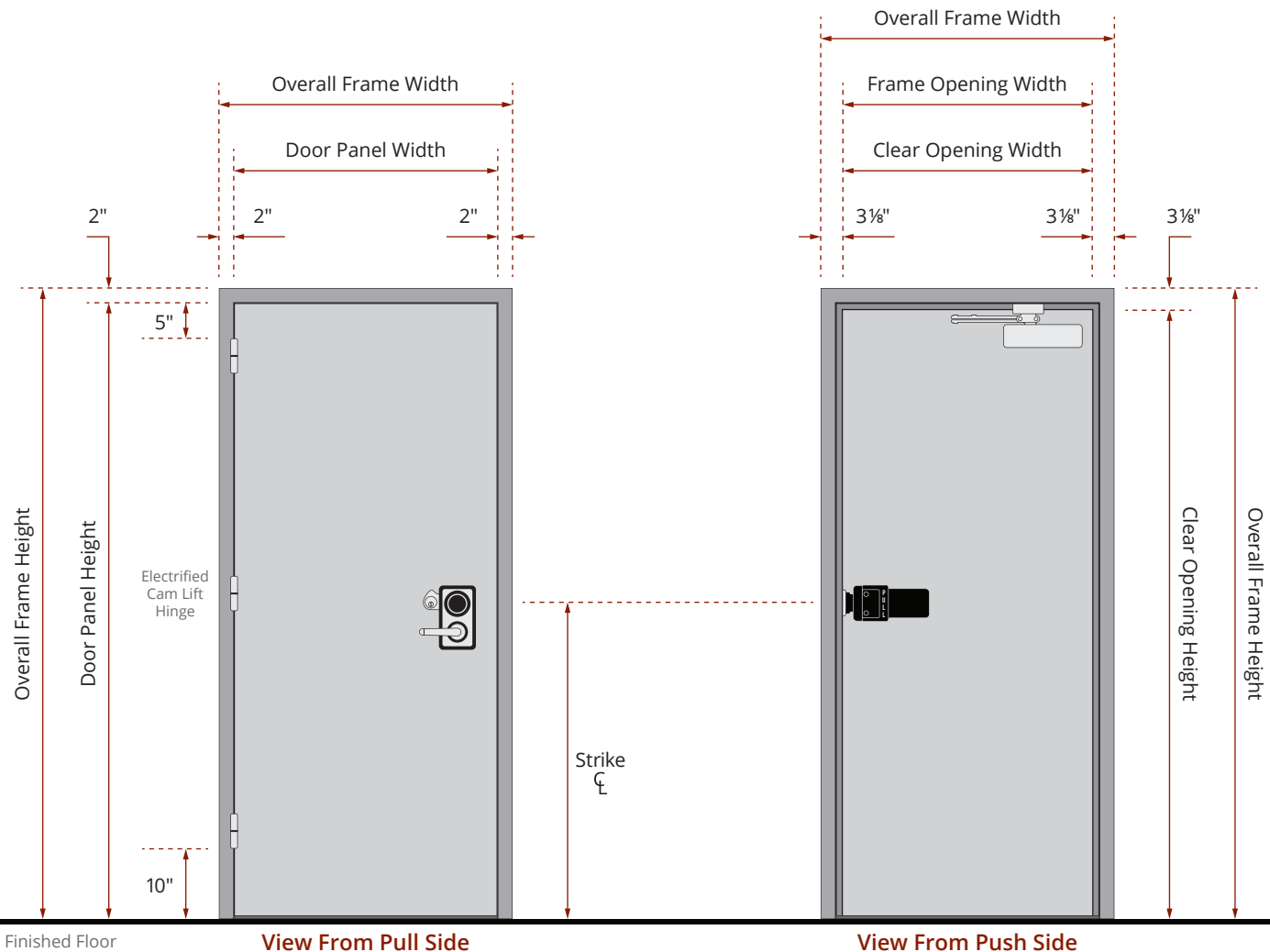
COMPLETE 705 DOOR AND LOCK PACKAGE INCLUDES:

Door Panel Slip-In Frame	Cam Lift Hinges Threshold	Locking Device Closer	Seal System Door Bottom
Installation Bundle			
Installation Instructions	Shop Drawings	Acoustical Caulk	
Thermafiber Sound Insulation	Anchor Bolts and Fasteners	Complete Set of Metal Shims	



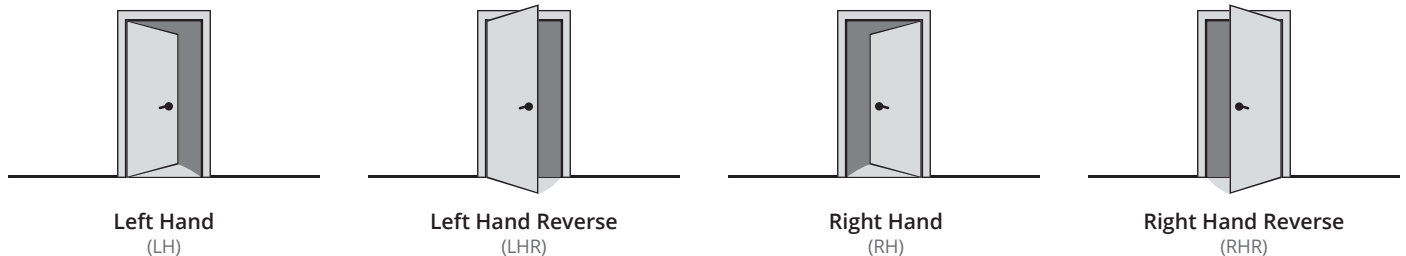
Elevation View – Lever

Single Door



Door Handing Options

KriegerSCIF doors are available in any door handing configuration your project requires.





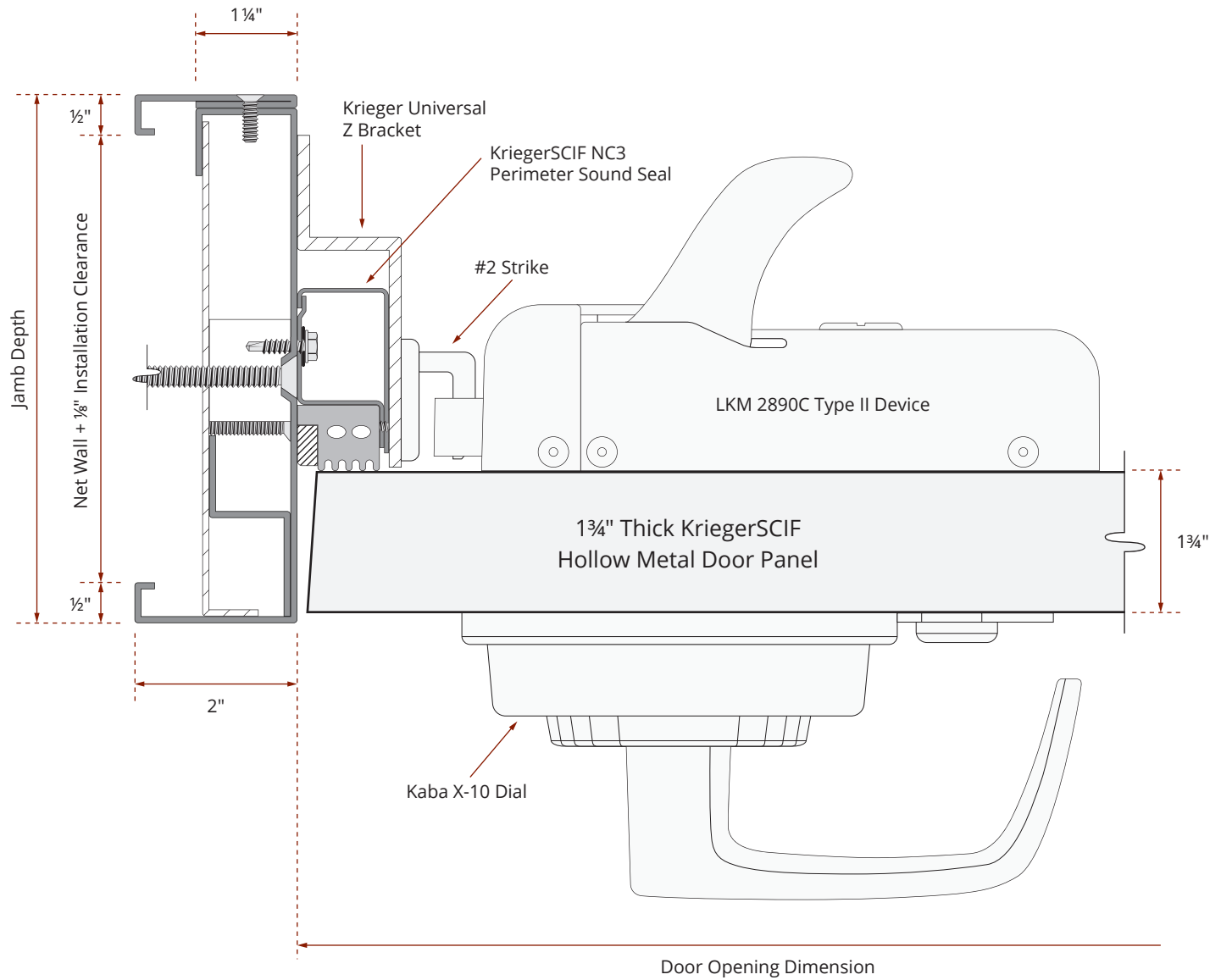
Frame Detail – Lever

Slip-In With Trim Frame

Krieger's slip-in frame comes in two options to work with wall constructions of varying type and size.

Door Panel

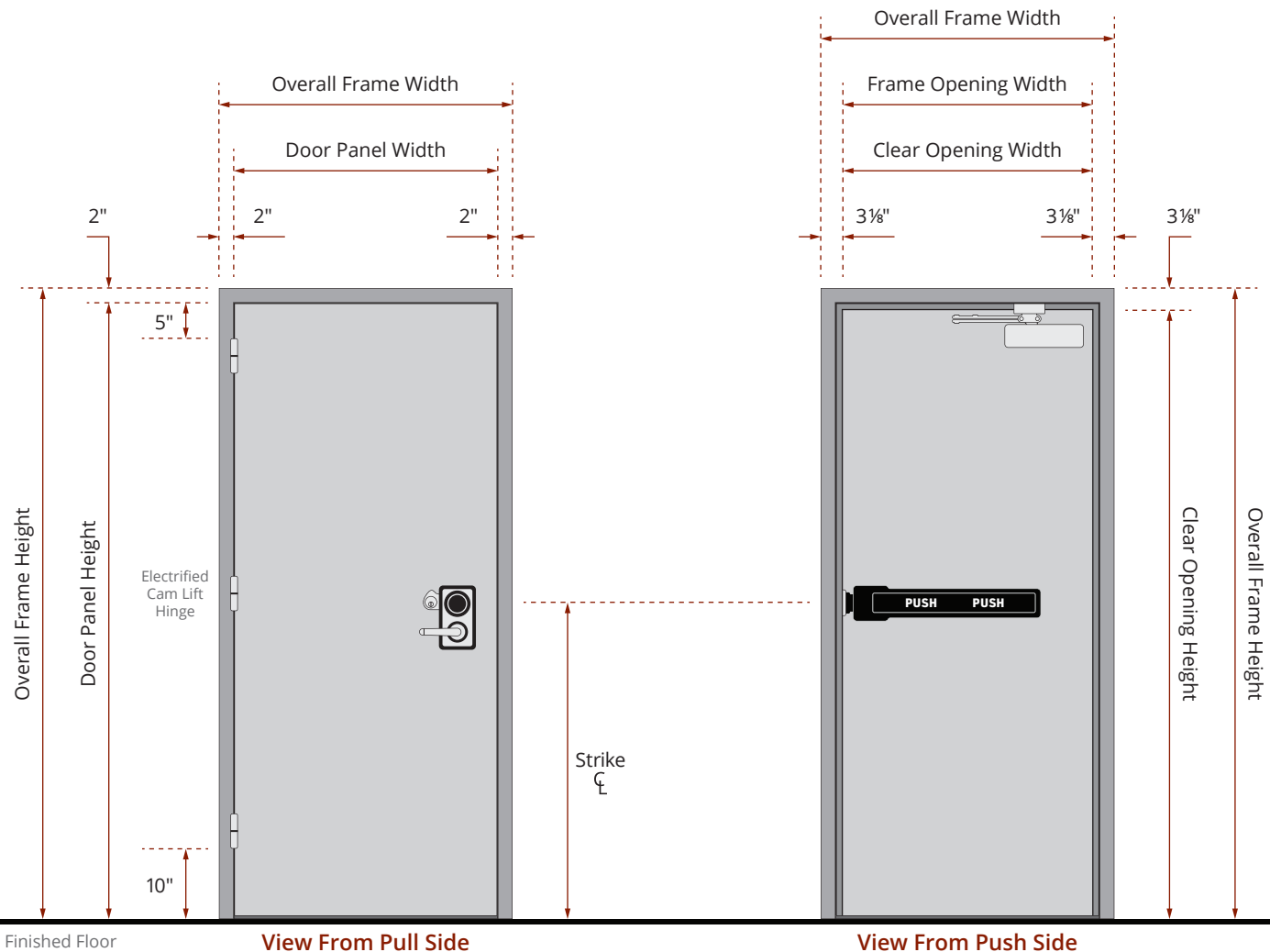
Comes with a typical 1 3/4" thick door panel with a seamless edge on the top and sides, and an adjustable door bottom.





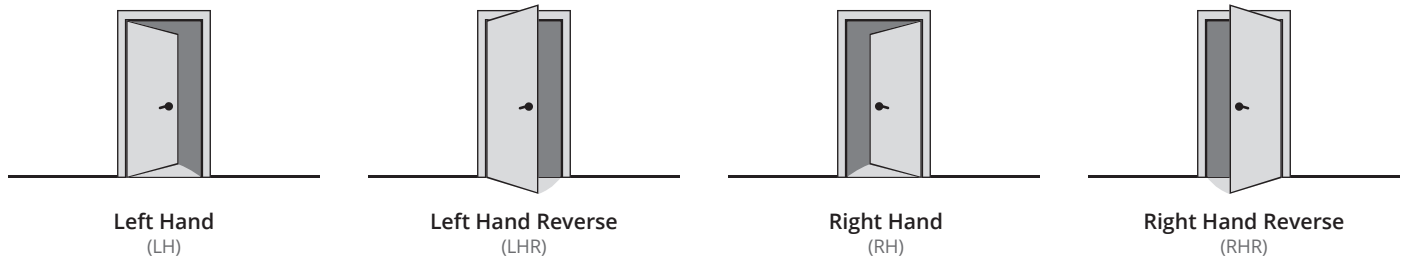
Elevation View – Panic Bar

Single Door



Door Handing Options

KriegerSCIF doors are available in any door handing configuration your project requires.





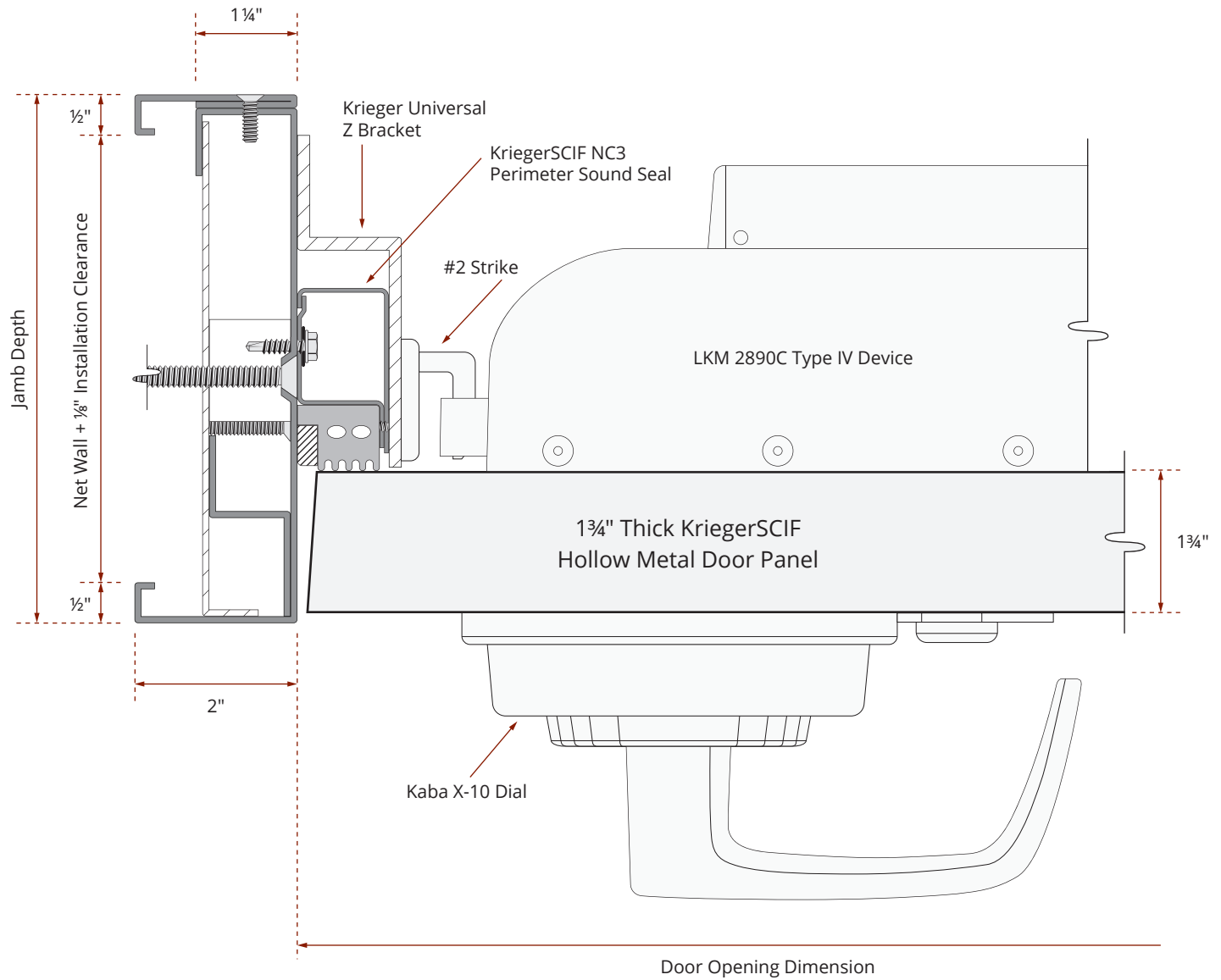
Frame Detail – Panic Bar

Slip-In With Trim Frame

Krieger's slip-in frame comes in two options to work with wall constructions of varying type and size.

Door Panel

Comes with a typical 1 3/4" thick door panel with a seamless edge on the top and sides, and an adjustable door bottom.





Door Bottom

Adjustable Door Bottom Detail

